



Academic Readiness Reading Virtual Learning

ECSE

Parts of a Plant

April 30, 2020



Early Childhood Special Education Reading Lesson: April 2020

**Learning Target:
Students will identify the parts of a plant.**

Let's Get Started:
[The Parts of a Plant](#)
[Plant Parts](#)


Practice:

Which picture shows the roots?




Practice:

Which picture shows the stem?



Practice:

Which picture shows the leaves?



Practice:

Which picture shows the flower?



Activity:

Create Your Own Flower

Materials:

- Paper plate
- Paint/markers
- Green construction Paper
- Scissors

Directions:

- Make snips for the petals around the paper plate
- Paint/color the paper plate
- Attach a stem and some leaves



Paper Plate
Flowers



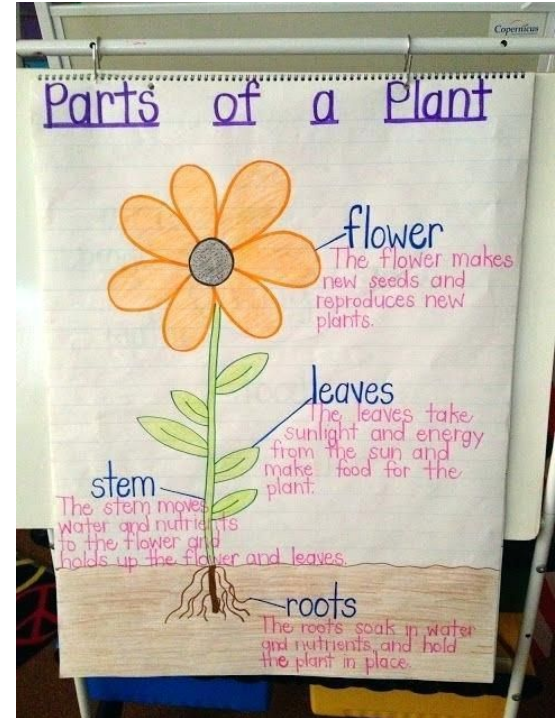
Challenge Activity:

-Create a picture diagram of the parts of a flower

Directions:

-On a piece of paper, draw a flower and label the parts.

-Ask your child to identify each part of the flower.



Self Check:

Check your students responses



1. Was this lesson?

easy

just right

hard

2. Ask your child to identify each part of the flower/plant.